
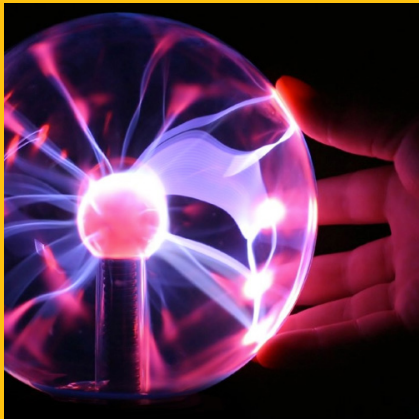




Encounter Activity Cards

12 instruction cards to facilitate encounters with God.



Encounter Activity Cards

This set of 12 Encounter Activity Cards are created for use with all ages.

How can we use the cards?

The cards use these three symbols, to represent styles of using the encounter activities: Stand-alone, Unpacking Live, Encounter Zones.



Stand-alone

As part of a session use one card only and the whole group take part in that activity. It is similar to an object lesson, but the object is used by each child in turn. You may take the big bear in to your group and each person will have a time to hug the bear, whilst others around pray for them and listen to words from God for them. The benefit of using each card as a stand-alone is you can enhance a curriculum, story or teaching point with it.



Unpacked Live

When planning your selected session source equipment for two, three or four encounter activities. Rather than have them already set-up when the group arrive, you place them in spaces within the room while you explain how to use each activity. Ideally, you can then allocate a leader to each activity and either instruct each group to go from activity to activity like a carousel or allow them to have free-choice and use any activity in any order.



Encounter Zone

You have set-up a space/room in advance with a variety of encounter activities within it. It would usually have six or more encounter activities and where possible have lighting and fabrics to create the environment, along with background instrumental music. The group would then be briefed about entering the space and then once inside the different encounter activities would be explained and leaders would be allocated to each activity where possible. This style of space is of great value but requires lots of time and effort.

Individuals can choose where to go, or be led in small groups to each activity. We have found that whichever method is used an explanation is required. This is best done by the person who set up the Encounter Zone – that sense of ownership, value and importance comes through in the way they speak. We have discovered that younger children benefit most when they are part of a small group led by a leader (groups of 3 or 4 children); they tend to engage for less time, but benefit from repeated visits to reconnect. Older children and adults often appreciate the choice. God has created us unique and free to choose! This allows each of us to connect to Him in different ways. Choosing something yourself brings empowerment, engagement and therefore encounter.

What does an Encounter Activity Leader do?

In a *Stand-Alone* setting they would lead the activity using the card for support, sharing the Bible verses if relevant and encouraging and supporting people. In an *Unpacked Live* or *Encounter Zone*, the overall leader may explain each one, or ask each leader responsible for their own encounter activity to do so. Once the group are using the activities each leader can explain the activity if necessary. Leaders keep the activity tidy, making it a welcoming space. They pray for people and get messages from God for people whilst they engage with the activity. Some encounter activities have specific things for leaders to do and say whilst others are more spontaneous.

Ages & Stages

0-4

We have chosen to put some age guidelines on the cards. This is based on a background in teaching, child development and spiritual styles. We obviously don't know your group and you will need to consider the best encounter activities. We believe that more abstract ideas/concepts are not as easily accessible for younger children; each one however is adaptable and with careful thought they can engage.

4-11

4-99

Equipment

"What a list of items! I'll never get all of them together!" We hear you! Where possible we have suggested alternatives that are easier to source. We suggest you plan well in advance, ask people within your group, church and community if they have specific things (e.g. UV Light or staircase) that you can borrow – social media has been very helpful for this. We have slowly built a collection of resources and benefit from using the items multiple times at different events and locations. You may need to weigh up the cost for each one and how often each item can be used. We recognize it's time-consuming, but have also seen that good preparation can lead to breakthrough in people's lives.

Front of card explained



The Photo

The image displayed on the card is from a Powerpack event. It displays how Powerpack have used the Encounter Activity. These activities can be copied or modified to suit your environment, space and budget.

powerpack

Dinner With Jesus



Set the table as an act of serving others. Ask Jesus to show you how you can serve others. On a paper plate, draw or write what He shows you.

The Son of Man did not come for other people to serve Him. He came to serve others. The Son of Man came to give His life to save many people. Matthew 20 verse 28

Title

The title simply describes the Encounter Activity

Main Instruction

This is the key instruction for the Encounter Activity. It is written as simply as possible for all ages.

Key Bible Reference

For every card there is a connected Bible reference for people to read, reflect on and possibly explore in the Bible.

4

If you had dinner with Jesus, what would you say to Him? What would you chat about? How would He wish you to serve others?

4

The Numbers

Each card has a number from 1-12. These are just for organisation and ensuring the pack is complete. Our online additional resources also link to the numbers and title.

www.powerpackministries.co.uk/encountercards

Additional support materials for Encounter Activities are available free at this website address.

Additional Prompts

This coloured section at the base of the front of the card, is designed to give people additional ideas, questions or reflections. If the Encounter Activity is led, these can support the leader.

Back of card explained

powerpack

Dinner With Jesus



Bible

This is the key verse from the front repeated and additional verses.



The Son of Man did not come for other people to serve Him. He came to serve others. The Son of Man came to give His life to save many people.
Matthew 20 verse 28



Dig Deeper

A brief reflection on the Encounter Activity, designed to give background around the theme and teaching points.



Jesus was counter-cultural – a King serving others! His whole ministry was about serving and making a difference in His relationships, teaching, healing and showing everyone the way to His Father. When Jesus washed the disciple's feet in John 13, He was demonstrating His love for His friends, as well as showing them the way to serve the world.

Scripture clearly demonstrates that serving others is a natural response when a believer is in a real relationship with God. This is because an integral part of loving God is a longing to serve Him.



0-4

4-11

4-99



Provide a table with chairs around it ready for a meal. Place items on the table for the people to set it up for dinner. The paper plates and pens to record or communicate thoughts after connecting with God about how they can love and serve others.



- 4 sets of plastic plates, cups, knives, forks and spoons
- 4 Napkins
- Table Cloth
- Paper Plates
- Felt tip Pens



Encourage people to engage in discussion or examples of serving as they set the table.



Set-Up

This section describes how to set up the Encounter Activity.



Equipment Required

A list of equipment needed.



Tips

A section with advice and tips from Powerpack's experience of using Encounter Activities.

Using the cards

These symbols identify which style of Encounter Activity the card works with. See introduction card for more information.



Age Groups

0-4

4-11

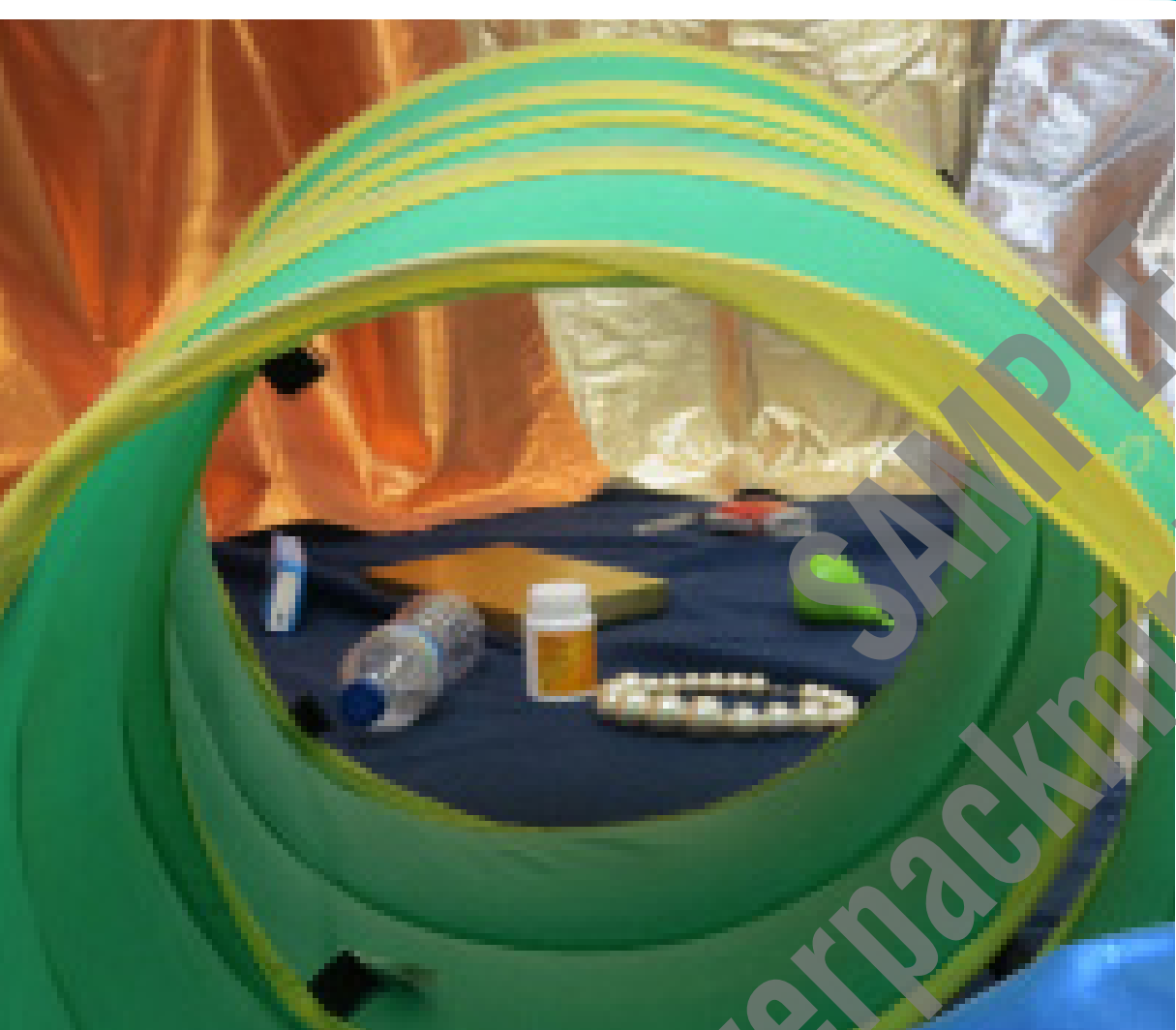
4-99

These symbols identify which ages are appropriate for the Encounter Activity card. See the introduction card for more information.

Teaching Links

This coloured section at the base of the back of the card, identifies links to Bible characters, stories and themes. This can help in children and youth ministry, all-age settings or use in meetings with responses times.

Heaven to Earth



Visit 'Heaven' and ask God what He wants you to take back to earth to change situations.

May your kingdom come and what you want to be done here on earth as it is in heaven.

Matthew 6 verse 10

6

We have the authority in God to make a difference and bring heaven to earth!

Heaven to Earth



May your kingdom come and what you want to be done here on earth as it is in heaven.

Matthew 6 verse 10

I will give you the keys of the kingdom of heaven;

Matthew 16 verse 19

When Jesus taught the Lord Prayer he said 'Let it be on earth as it is in heaven.' As we pray we ask God to change things to make our world more like heaven, more the way He designed us and it to be. Let us work together with God, through prayer and action to see what is true in heaven come to pass on earth.

In heaven there is a light that never goes out (*There is no need for fear! Rev:22:5*); there are streets that look like gold (*It's the best! Rev:21:21*); it has twelve pearl gates (*it's beautiful! Rev 21:21*); it has twelve crops of fruit each year and the river of life (*it has everything we need Rev 22:2*); and of course, it has our king! (*God is in charge and He is perfect, full of love and fair Rev 4:1-11*)



- Place the tunnel in an area. Lay out 'objects' on shiny material at one end of the tunnel 'Heaven' and sit with people at the other 'Earth.'
- Encourage people to crawl through and ask God what they should bring from 'heaven to earth'
- Ask them to crawl back to 'earth' and pray about whatever they have brought.
- Pictures and objects that represent themes (e.g. heart, empty medicine bottle, clock, tissues, torch, fruit, crown, jewellery.)
- Play tunnel - this makes a good passageway 'from Heaven to Earth'



Play tunnels can be tight for bigger people! gazebos, or garden arches work well. You can simply create a tunnel with tables and fabric. You can also use a separate room/space or cupboard to be 'heaven'.

A great introduction is to ask the people before they go through the tunnel to say what 'heaven' is like.

A look at Revelation 4, 7, 15 or 21-22 allow people to connect with what heaven is like. Many of Jesus parables begin with 'the kingdom of heaven is like...' - this activity allows people to compare God's perfection with our earthly reality and therefore pray and act!

Encounter Activity Cards

- 1 Get The Message
- 2 Glory Fall
- 3 What's In Your Heart?
- 4 Dinner with Jesus
- 5 God's Truth
- 6 Heaven to Earth
- 7 Messages From God
- 8 Royalty
- 9 Power Shower
- 10 God's Love Is Big
- 11 Building With God
- 12 Precious To God




Encounter Activity Cards

12 instruction cards to facilitate encounters with God.



www.powerpackministries.co.uk/encountercards

Additional support materials for Encounter Activities are available free at this website address.



30 Moments of Encounter

'Encounter Activity Cards' is an independent resource but when paired with Heather Thompson's 30 Moments of Encounter can provide keys and resources to facilitate encounters with God.

God is with us all the time but there are moments when His presence is intensified. It is like God puts His 'magnifying glass' on a person or place and a fire is started. 30 Moments of Encounter suggests the use of different objects, like the magnifying glass, to help children and adults alike, to draw near to God.

Encounter Activity Cards

- 1 Gate of Thanksgiving
- 2 Connecting With God
- 3 Bubble of Protection
- 4 Wipe It Away
- 5 Unique And Special
- 6 Keys Of Destiny
- 7 Moulded by God
- 8 Forgiven And Forgotten
- 9 Called And Chosen
- 10 Sweet and Meet
- 11 God's Promises
- 12 Draw Close




Encounter Activity Cards

12 instruction cards to facilitate encounters with God.



www.powerpackministries.co.uk/encountercards

Additional support materials for Encounter Activities are available free at this website address.



30 Moments Of Encounter

'Encounter Activity Cards' is an independent resource but when paired with Heather Thompson's 30 Moments of Encounter can provide keys and resources to facilitate encounters with God.

God is with us all the time but there are moments when His presence is intensified. It is like God puts His 'magnifying glass' on a person or place and a fire is started. 30 Moments of Encounter suggests the use of different objects, like the magnifying glass, to help children and adults alike, to draw near to God.